


UNIQUE

Smart Service & Solution

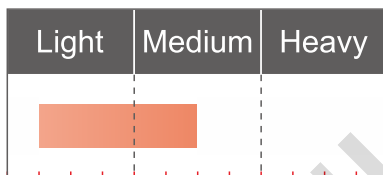


GC200-D1

High speed direct drive single needle lockstitch sewing machine














1-needle stitch



Product features

- Latest model of direct drive lockstitch machine.
- With automatic needle positioning.
- Most stable control & motor.
- Bright LED light.

Technical parameter

 Model	 Max. speed	 Lubrication	 Needle	 Max. stitch length	 Needle bar stroke	 Press foot height	 Bobbin thread winder	 Power	 Packing size	 GW/NW
GC200-D1	5000	Automatic	DBX1 (#14)	5mm or 7mm if required	30.7	By hand: 5.5mm; By knee: 13mm	Built-in the machine head	550	0.09cbm	37/35